

Swing type Check Valve

Rubber Flapper Check Valve



Partner for Flow Control

IVALVE TECH.
(Tongling)co.,ltd.

IVALVE RUBBER FLAPPER CHECK VALVE

RUBBER SEATED

Flanged Ends - Valve Sizes 2" - 12"



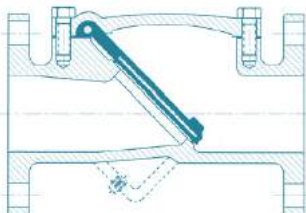
Rubber Flapper
Check Valve

Features:

IVALVE Rubber Flapper Check Valve is designed to prevent reverse flow automatically. During system flow conditions, the movement of the fluid forces the valve disc to the open position allowing 100% un-restricted flow area through the valve. Under reverse flow conditions, the disc automatically returns to the closed position to prevent reverse flow. The valve is of the swing check type utilizing an angled seat and fully encapsulated, resilient disc.

- Face to face lengths are to BS 5153, BS EN 12334
- Flanges are drilled to EN 1092-2 PN10/16
- Pressure Rate: PN10/16
- Test: Body test 1.5 X PN, Seal test 1.1 X PN
- Coating: Fusion bonded epoxy coating
- Medium: Drinking water, Neutral water, Sewage
- Temperature Range: 0°C - 80°C

- Body and cover: Ductile iron GGG40/50,
- Body and cover bolts are in SS304 (A2-70)
- 100% flow area, full waterway for low headloss
- Rubber seated, 100% water tightness
- Horizontal or vertical installation
- 100% testing before packing and delivery



- The cover is removable and allow removal of the flexible disc without removing the valve from the line.
- The flexible disc is one-piece and precision molded with WCB steel and Nylon reinforcement and an integral O-ring style seat for drop tight seating at low pressure.
- The valve is designed to have a 45 degree angle to minimize closure time.

Rubber Flapper Check Valve

— www.ivalveflow.com —

IVALVE RUBBER FLAPPER CHECK VALVE

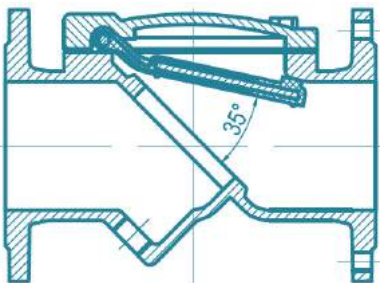
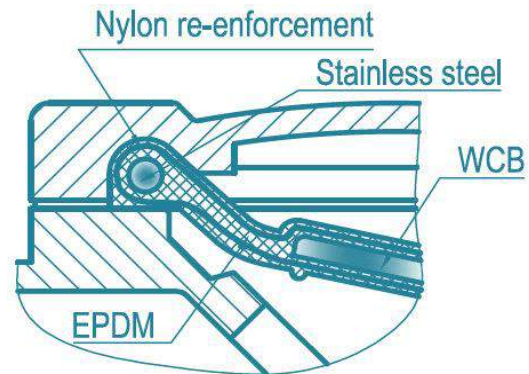
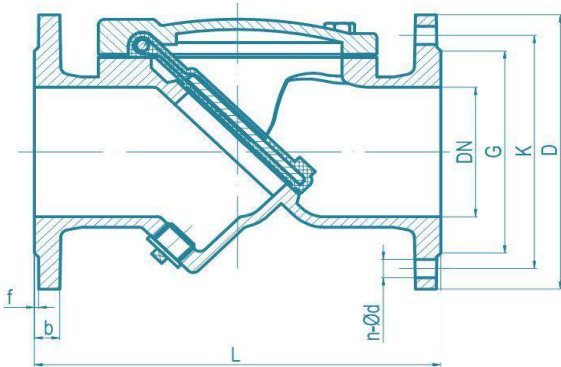
RUBBER SEATED

Flanged Ends - Valve Sizes 2" - 12"



Standard Materials:

Body, Cover,	Ductile iron
Disc	WCB encapsulated with EPDM-rubber compound
Shaft	WCB
Cover Bolts	Stainless steel 304 (A2-70)
Bonnet Gasket	NBR rubber
Plug	Stainless steel 304 (A2-70)



Size	L	D	K	b	f	n-d
DN50	203	165	125	19	3	4- Φ 19
DN65	216	185	145	19	3	4- Φ 19
DN80	241	200	160	19	3	8- Φ 19
DN100	292	220	180	19	3	8- Φ 19
DN125	330	250	210	19	3	8- Φ 19
DN150	356	285	240	19	3	8- Φ 23
DN200	495	340	295	20	3	8- Φ 23 / 12- Φ 23
DN250	622	395 / 405	350 / 355	22	3	12- Φ 23 / 12- Φ 28
DN300	698	445 / 460	400 / 410	24.5	4	12- Φ 23 / 12- Φ 28

D: outer flange dimension

K: center-to-center spacing

n-d: number of flange holes and bore diameter

DATA SHEET | Rubber Flapper Check Valve

— www.ivalveflow.com —